



DC-HR1234W

Valve-regulated lead-acid battery

HIGH RATE SERIES

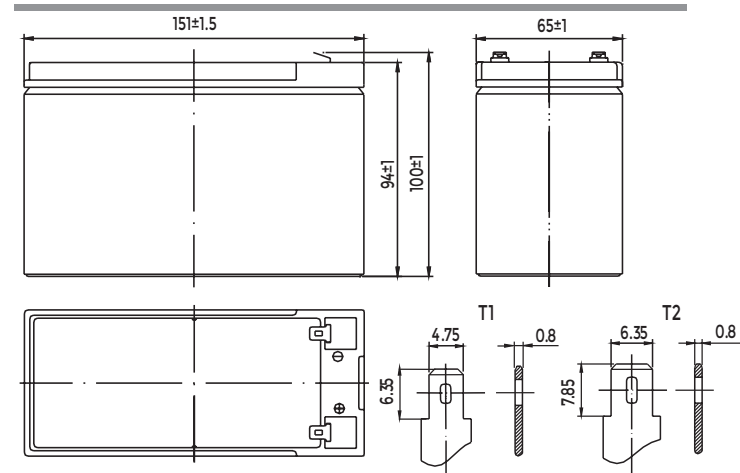
Characteristics

Nominal voltage	12V (6 cell per unit)	
Nominal power at 15 min. rate 1.67V/cell (25°C)	34W	
Capacity (25°C)	20 Hours rate/10.5V	9Ah
	5 Hours rate/10.5V	7.95Ah
Terminal type	T2	
Torque	N/A	
Approx. internal resistance (25°C)	14.0 mΩ	
Dimensions	Length	151±1.5mm (5.94inch)
	Width	65±1mm (2.56inch)
	Height	94±1mm (3.70inch)
	Total height	100±1mm (3.90inch)
Design Life (stand-by)	JIS at 25°C	10 years
	Eurobat at 20°C	10-12 years
Weight	2.60kg (5.51lbs)±4%	
Nominal operating temperature	25±3°C (77°F±5)	
Operating temperature range	Discharge	-15°C~50°C (5°F~122°F)
	Charge	-10°C~50°C (14°F~122°F)
	Storage	-20°C~50°C (-4°F~122°F)
Float charging voltage at 25°C	13.6V~13.8V	
Cyclic charging voltage at 25°C	14.5V~15.0V	
Temperature compensation	Float charge	-18 (mV/°C/Block)
	Cycle charge	-30 (mV/°C/Block)
Max. charging current (A)	2.72A	
Max. discharge current for 5 seconds	135A	
Self discharge rate (25°C)	≤3%/month	
Battery container ABS UL94-HB	V-0 optional	

Overview

High Rate series batteries are specially de-signed for applications that require high power output. With their high-power density and low internal resistance, the HR series are the right choice for your most demanding applications.

Dimensions & Terminal Type (mm)



Construc tion

Component	Positive Plate	Negative plate	Container	Separator	Electrolyte	Safety valve	Terminal
Raw material	Lead dioxide	Lead	ABS (V-0 opt.)	AGM	Sulfuric Acid	Rubber	Copper

Constant cur rent discharge characteristics at 25°C

(Ampere/cell)

F.V/Time	5min	10min	15min	20min	30min	45min	60min	2h	3h	4h	5h
1.60V/cell	38.64	23.84	17.80	14.10	9.55	7.07	5.78	3.31	2.35	1.89	1.62
1.67V/cell	36.96	22.79	17.20	13.50	9.24	6.84	5.64	3.28	2.33	1.87	1.61
1.70V/cell	35.91	22.16	16.70	13.20	9.07	6.72	5.55	3.26	2.32	1.87	1.60
1.75V/cell	34.44	21.21	16.20	12.80	8.85	6.55	5.44	3.21	2.30	1.85	1.59
1.80V/cell	32.45	19.95	15.30	12.10	8.53	6.31	5.27	3.13	2.23	1.80	1.55

Constant power discharge characteristics at 25°C

(Watts/cell)

F.V/Time	5min	10min	15min	20min	30min	45min	60min	2h	3h	4h	5h
1.60V/cell	72.47	44.00	35.30	27.90	18.90	14.00	11.50	6.58	4.72	3.80	3.27
1.67V/cell	69.19	42.00	34.00	26.80	18.30	13.50	11.20	6.52	4.68	3.77	3.24
1.70V/cell	67.34	40.90	33.10	26.20	18.00	13.30	11.00	6.48	4.66	3.75	3.22
1.75V/cell	64.47	39.10	32.00	25.30	17.50	13.00	10.80	6.39	4.63	3.73	3.20
1.80V/cell	60.89	37.00	30.30	24.00	16.90	12.50	10.40	6.22	4.49	3.61	3.11

The above characteristics represent average values and can be obtained within three charge and discharge cycles. The batteries must be fully charged before testing. The data in this document is subject to change without notice and become contractual only after written confirmation. Please contact DCBS for the latest available version.

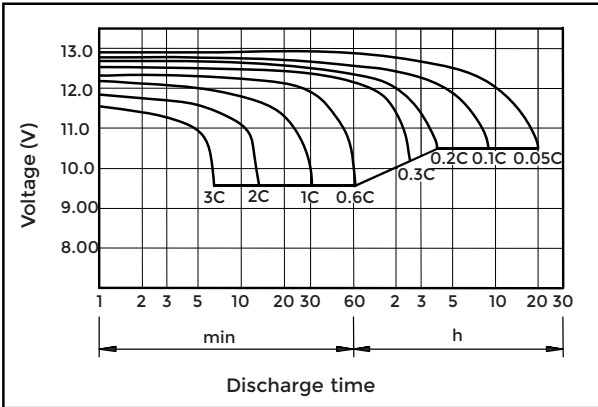
DC-HR1234W

Valve-regulated lead-acid battery

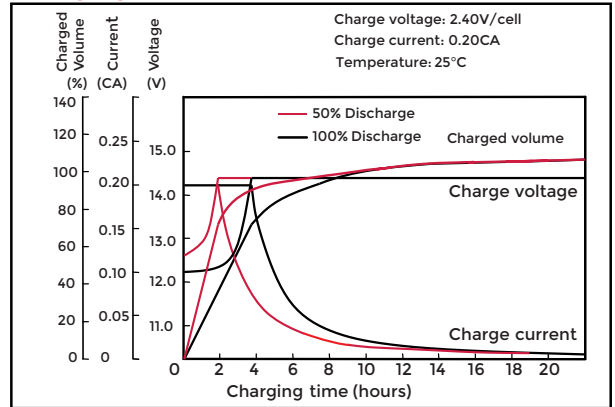
HIGH RATE

SERIES

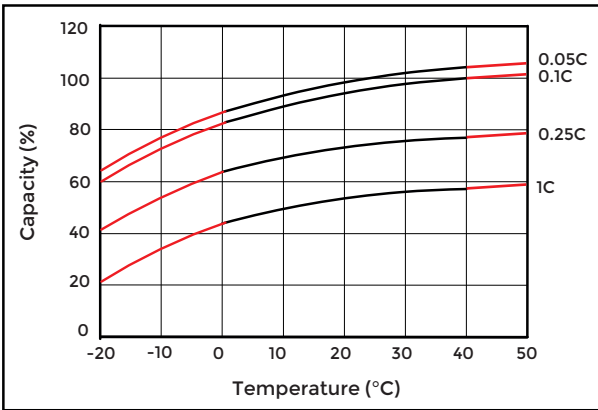
Discharge characteristics (25°C)



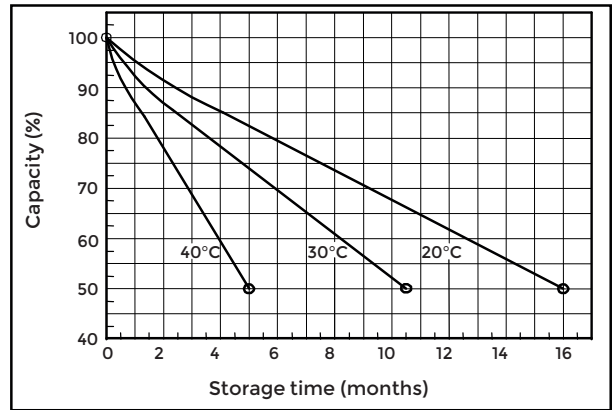
Charging characteristics (25°C)



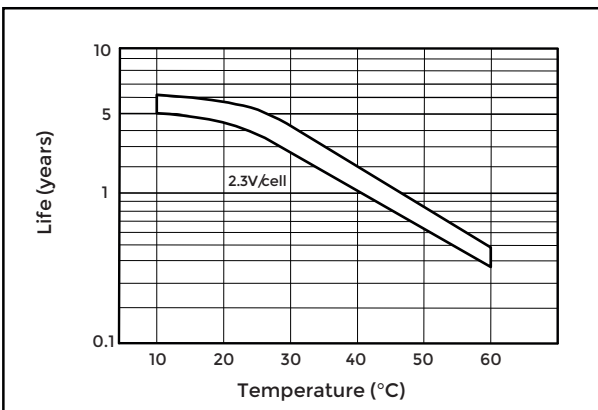
Temperature effects on capacity



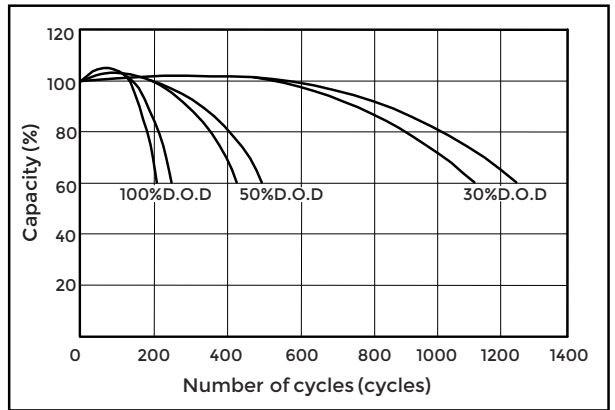
Self-discharge characteristics



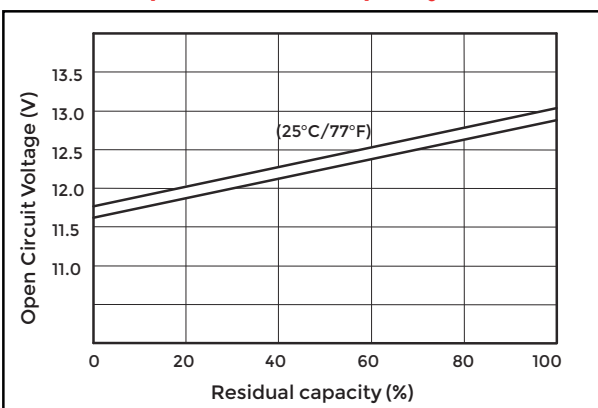
Floating life on temperature



Cycle life on D.O.D (25°C)



Relationship for OCV and capacity (25°C)



Charging voltage VS temperature

