

# DCBS

## DC-HR1276W

Valve-regulated lead-acid battery



# HIGH RATE SERIES

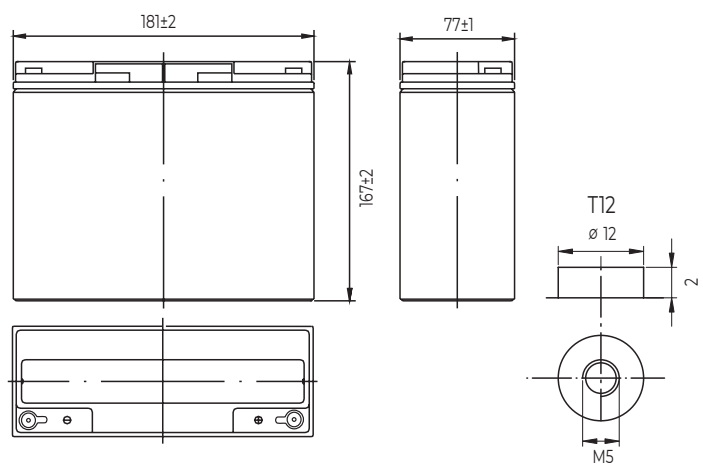
### Characteristics

Nominal voltage	12V (6 cell per unit)	
Nominal power at 15 min. rate 1.67V/cell (25°C)	76W	
Capacity (25°C)	20 Hours rate/10.5V	18Ah
	5 Hours rate/10.5V	17.7Ah
Terminal type	T12	
Torque	3.0±0.6N.m	
Approx. internal resistance (25°C)	12.0 mΩ	
Dimensions	Length	181±2mm (7.13inch)
	Width	77±1mm (3.03inch)
	Height	167±2mm (6.57inch)
	Total height	167±2mm (6.57inch)
Design Life (stand-by)	JIS at 25°C	10 years
	Eurobat at 20°C	10-12 years
Weight	5.80kg (12.79lbs)±3%	
Nominal operating temperature	25±3°C (77°F±5)	
Operating temperature range	Discharge	-15°C~50°C (5°F~122°F)
	Charge	-10°C~50°C (14°F~122°F)
	Storage	-20°C~50°C (-4°F~122°F)
Float charging voltage at 25°C	13.6V~13.8V	
Cyclic charging voltage at 25°C	14.5V~15.0V	
Temperature compensation	Float charge	-18 (mV/°C/Block)
	Cycle charge	-30 (mV/°C/Block)
Max. charging current (A)	6.08A	
Max. discharge current for 5 seconds	270A	
Self discharge rate (25°C)	≤3%/month	
Battery container ABS UL94-HB	V-0 optional	

### Overview

High Rate series batteries are specially de-signed for applications that require high power output. With their high-power density and low internal resistance, the HR series are the right choice for your most demanding applications.

### Dimensions & Terminal Type (mm)



### Construction

Component	Positive Plate	Negative plate	Container	Separator	Electrolyte	Safety valve	Terminal
Raw material	Lead dioxide	Lead	ABS (V-0 opt.)	AGM	Sulfuric Acid	Rubber	Copper

### Constant current discharge characteristics at 25°C

(Ampere/cell)

F.V/Time	5min	10min	15min	20min	30min	45min	60min	2h	3h	4h	5h
1.60V/cell	86.73	53.45	40.00	31.60	21.40	15.90	13.00	7.35	5.22	4.20	3.61
1.67V/cell	82.85	51.03	38.60	30.40	20.70	15.40	12.70	7.28	5.18	4.17	3.58
1.70V/cell	80.64	49.67	37.60	29.70	20.40	15.10	12.50	7.24	5.16	4.15	3.56
1.75V/cell	77.18	47.57	36.30	28.70	19.90	14.70	12.20	7.13	5.12	4.12	3.54
1.80V/cell	72.87	44.84	34.40	27.20	19.10	14.20	11.80	6.95	4.97	4.00	3.43

### Constant power discharge characteristics at 25°C

(Watts/cell)

F.V/Time	5min	10min	15min	20min	30min	45min	60min	2h	3h	4h	5h
1.60V/cell	162.98	98.70	79.10	62.60	42.40	31.40	25.70	14.60	10.50	8.45	7.26
1.67V/cell	154.78	94.30	76.40	60.10	41.10	30.40	25.10	14.50	10.40	8.37	7.19
1.70V/cell	151.70	91.80	74.40	58.90	40.30	29.80	24.70	14.40	10.40	8.34	7.17
1.75V/cell	144.53	87.90	71.80	56.80	39.30	29.10	24.20	14.20	10.30	8.28	7.12
1.80V/cell	136.33	82.90	68.10	53.80	37.90	28.00	23.40	13.80	9.98	8.03	6.90

The above characteristics represent average values and can be obtained within three charge and discharge cycles. The batteries must be fully charged before testing. The data in this document is subject to change without notice and become contractual only after written confirmation. Please contact DCBS for the latest available version.

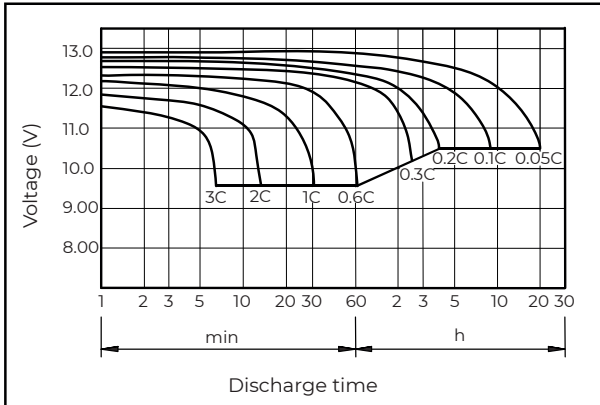
# DC-HR1276W

Valve-regulated lead-acid battery

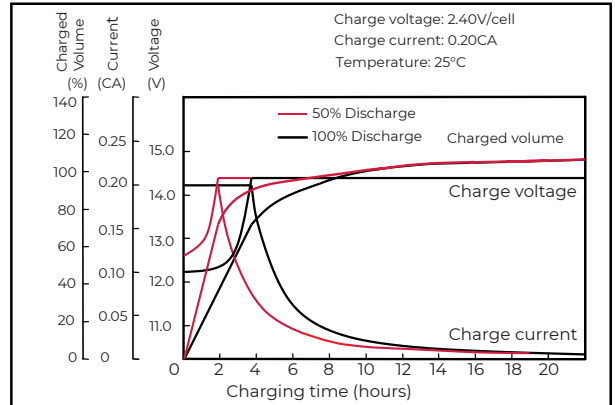
# HIGH RATE

## SERIES

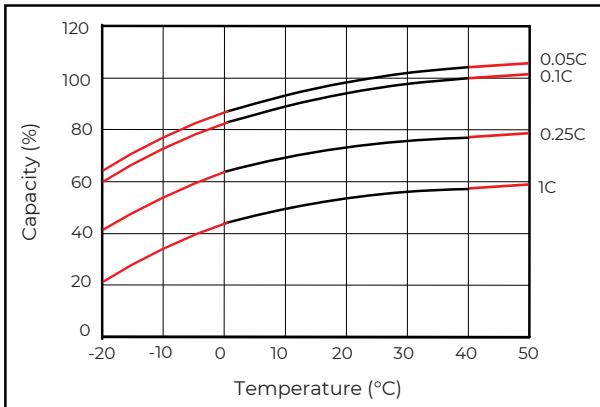
### Discharge characteristics (25°C)



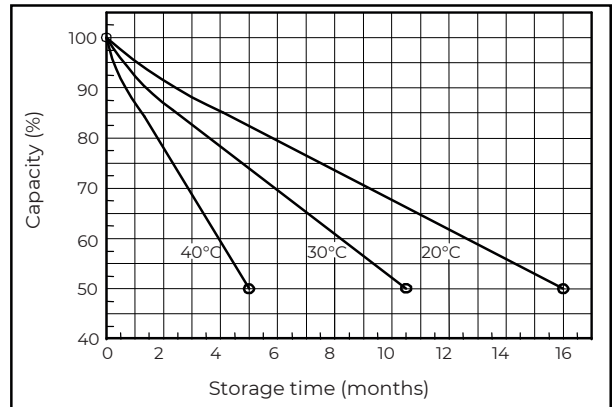
### Charging characteristics (25°C)



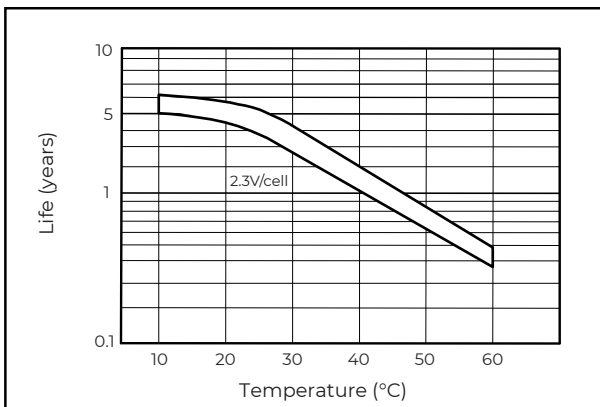
### Temperature effects on capacity



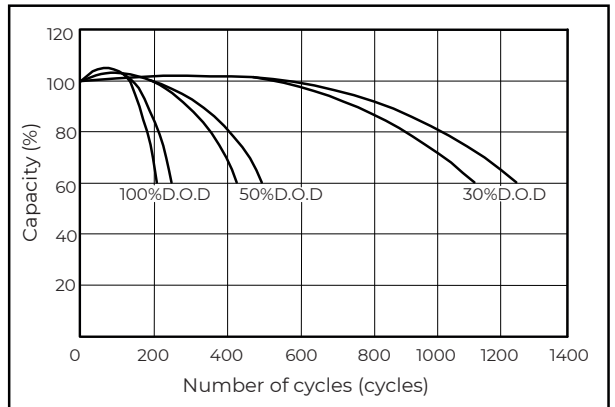
### Self-discharge characteristics



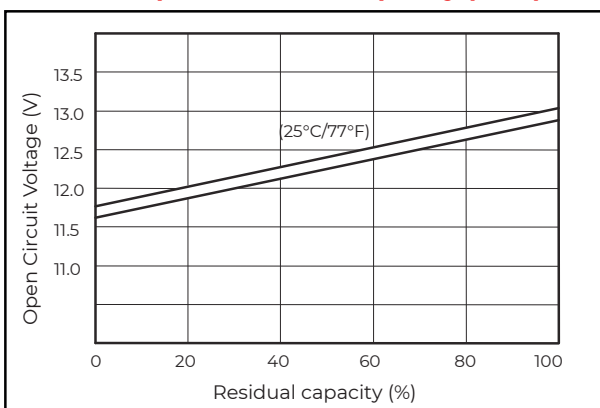
### Floating life on temperature



### Cycle life on D.O.D (25°C)



### Relationship for OCV and capacity (25°C)



### Charging voltage VS temperature

